


Tumor-infiltrating lymphocytes (TIL) with inducible and membrane-bound IL-12 exhibit superior anti-tumor activity *in vitro*



Copies of this poster obtained through Quick Response (QR) Code are for personal use only and may not be reproduced without permission from the author of this poster

Corresponding Author: Hequn Yin; hequn.yin@iovance.com

Yongliang Zhang,¹ Nathan Gilbert,¹ Patrick Innamarato,¹ Judy Fang,¹ Hequn Yin¹

¹iovance Biotherapeutics, Inc., San Carlos, CA, USA

Background

- Tumor-infiltrating lymphocyte (TIL) cell therapy has shown clinical benefit for patients with solid tumors^{1,2} – However, an immunosuppressive tumor microenvironment (TME) may abrogate the full potential of TIL cell therapy³
- The proinflammatory cytokine IL-12, known to increase IFN- γ production and promote type 1 immune responses, reshapes the TME and has the potential to augment anti-tumor activity⁴
- Engineered TIL secreting IL-12 showed clinical benefit, although circulating IL-12-related AEs limited its further development⁵ – Therefore, enabling IL-12 expression on the surface of therapeutic T cells has the potential to attenuate IL-12 toxicity⁶
- Here, we report on the development, characterization, and cytotoxic activity of genetically engineered TIL with inducible and membrane-bound IL-12, incorporated into a 22-day TIL manufacturing process

Methods

- Tissues from several solid tumor histologies including non-small cell lung cancer, breast cancer, head & neck cancer, and ovarian cancer were fragmented and cultured for 11 days (pre-rapid expansion protocol [pre-REP])
- The tumor tissue cultures were then transduced with a lentivirus containing a gene encoding membrane-bound IL-12 via an EF-1 α promoter (TelL-12; constitutively expressing TelL-12 TIL) or an NFAT-promoter (NFAT-TelL-12; inducible TelL-12 TIL), and underwent a subsequent 11-day expansion period via a rapid expansion protocol (REP) (Figure 1).
- Mock (without transduction) and pLenti-control (pLV ctrl) virally transduced TIL were simultaneously evaluated as controls

Figure 1. Generation of TelL-12 genetically engineered TIL



- The expression, biological function, and shedding of IL-12 molecules were assessed *in vitro*
- TelL-12 genetically engineered TILs were characterized by flow cytometry
- In vitro* cytotoxic activity of TelL-12 genetically engineered TIL was evaluated using the KILR[®]-THP-1 (Eurofins DiscoverX, Fremont, CA, USA) and xCELLigence[®] (Agilent Technologies, Santa Clara, CA) assays

Results

Figure 2. TelL-12 is expressed on the cell surface of TIL and triggers downstream signaling in a contact-dependent manner

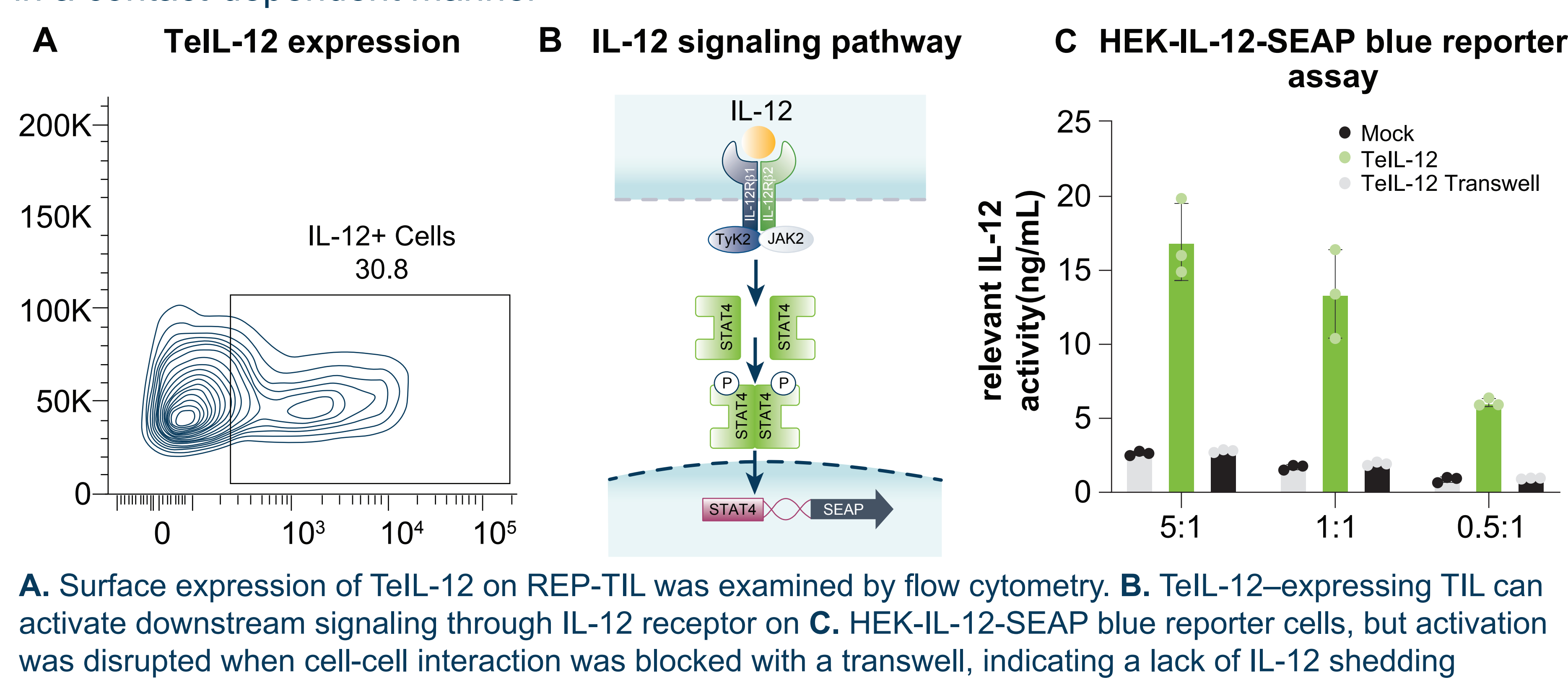


Figure 3. NFAT promoter drives inducible TelL-12 (NFAT-TelL-12) expression upon T-cell receptor stimulation

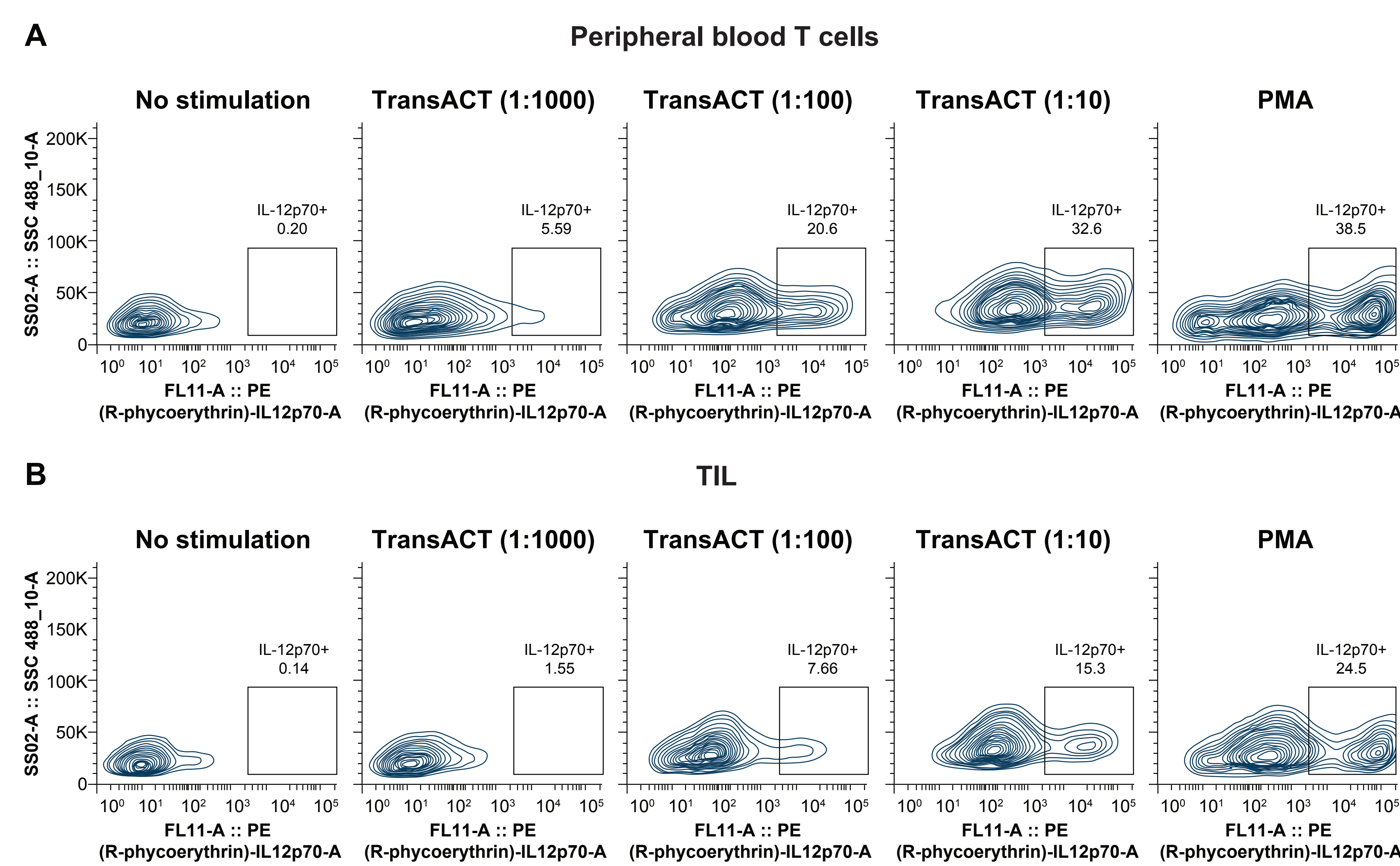


Figure 4. Expansion, viability, and T-cell subsets in TIL product

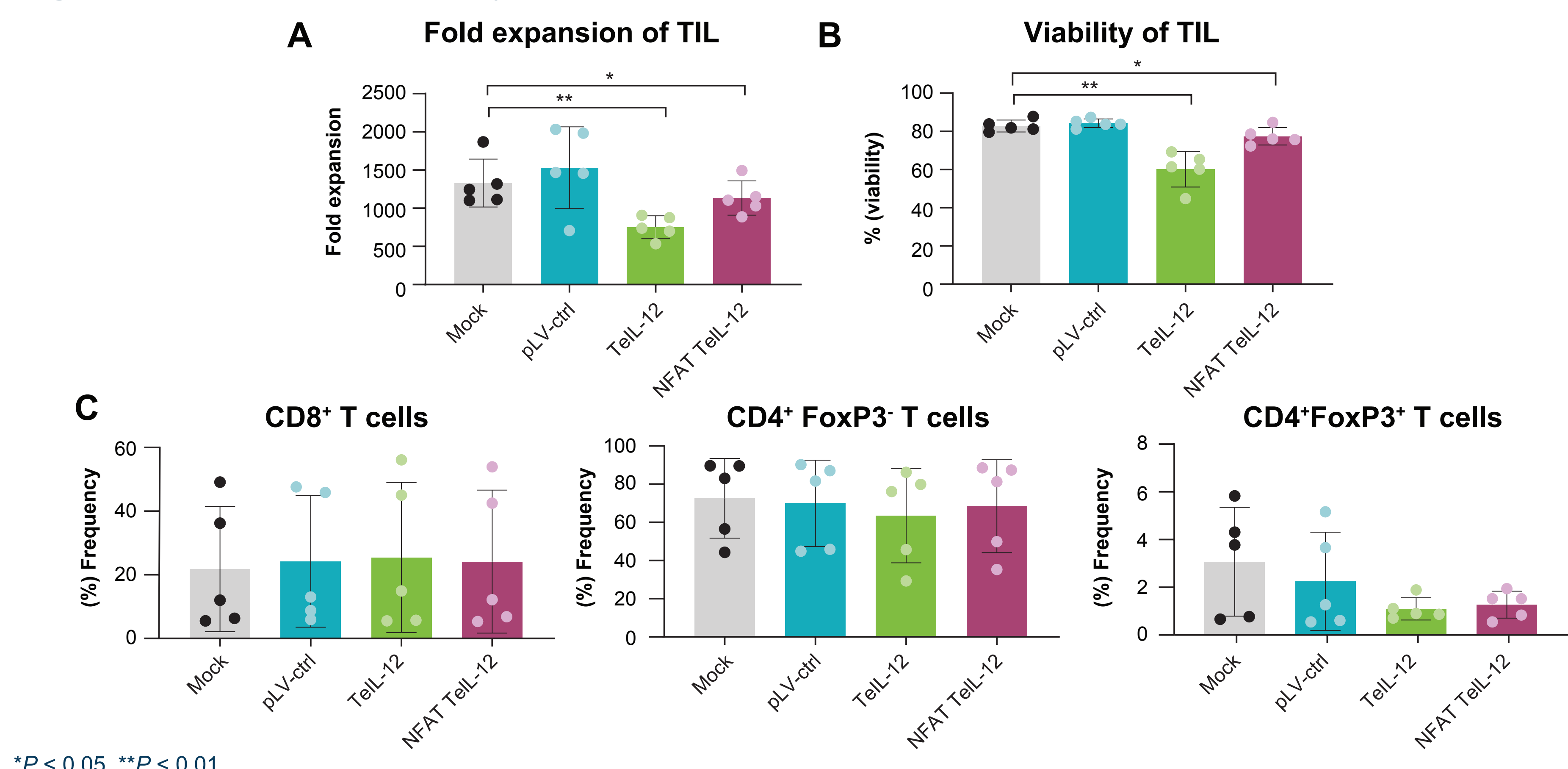


Figure 5. TelL-12/NFAT-TelL-12 TIL tend to be less differentiated than mock TIL with increased expression of CD62L in CD8+ T cells

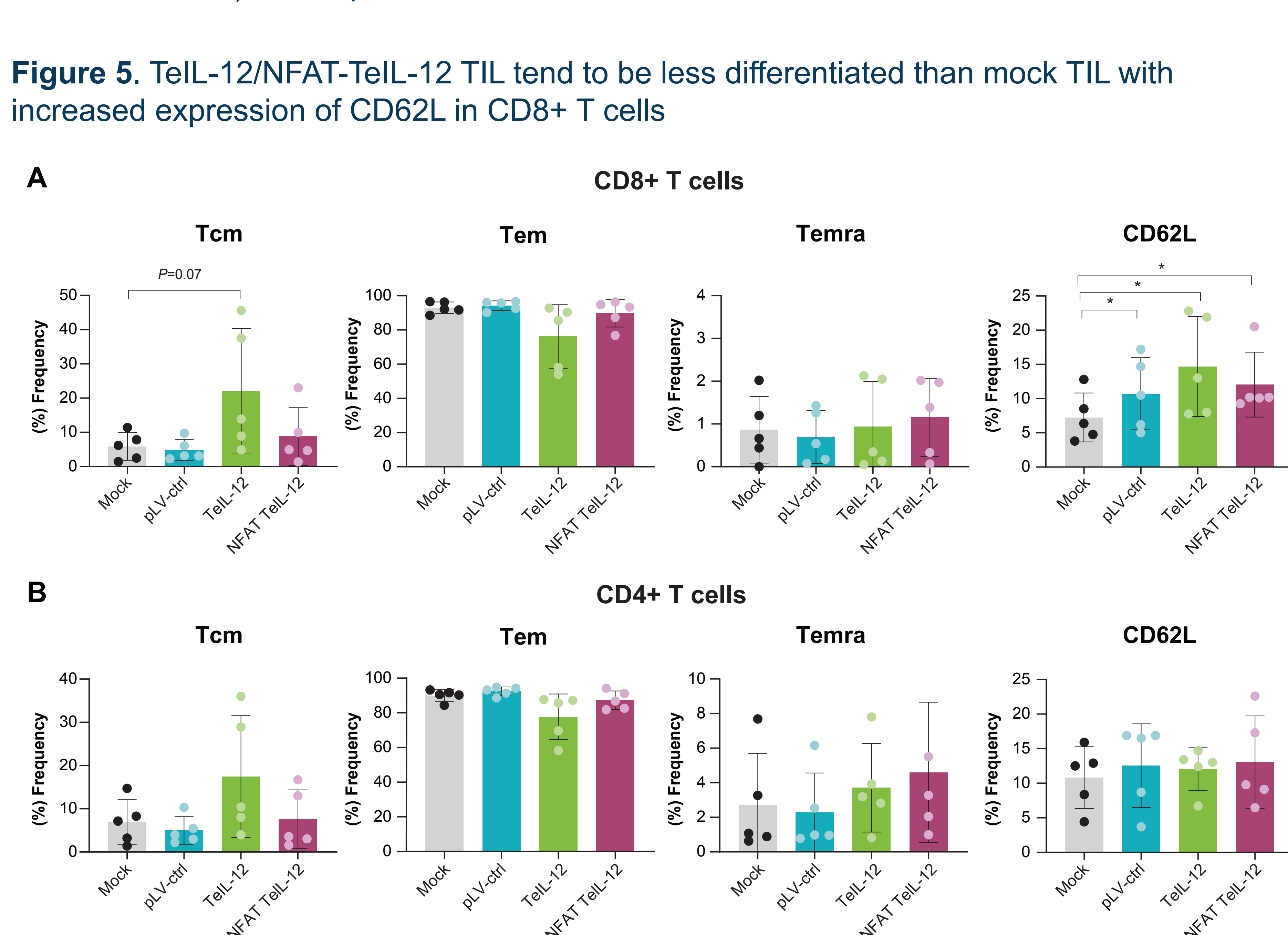


Figure 6. TelL-12/NFAT-TelL-12 TIL show reduced TIM-3 and TIGIT expression compared with mock TIL

Results

Figure 6. TelL-12/NFAT-TelL-12 TIL show reduced TIM-3 and TIGIT expression compared with mock TIL

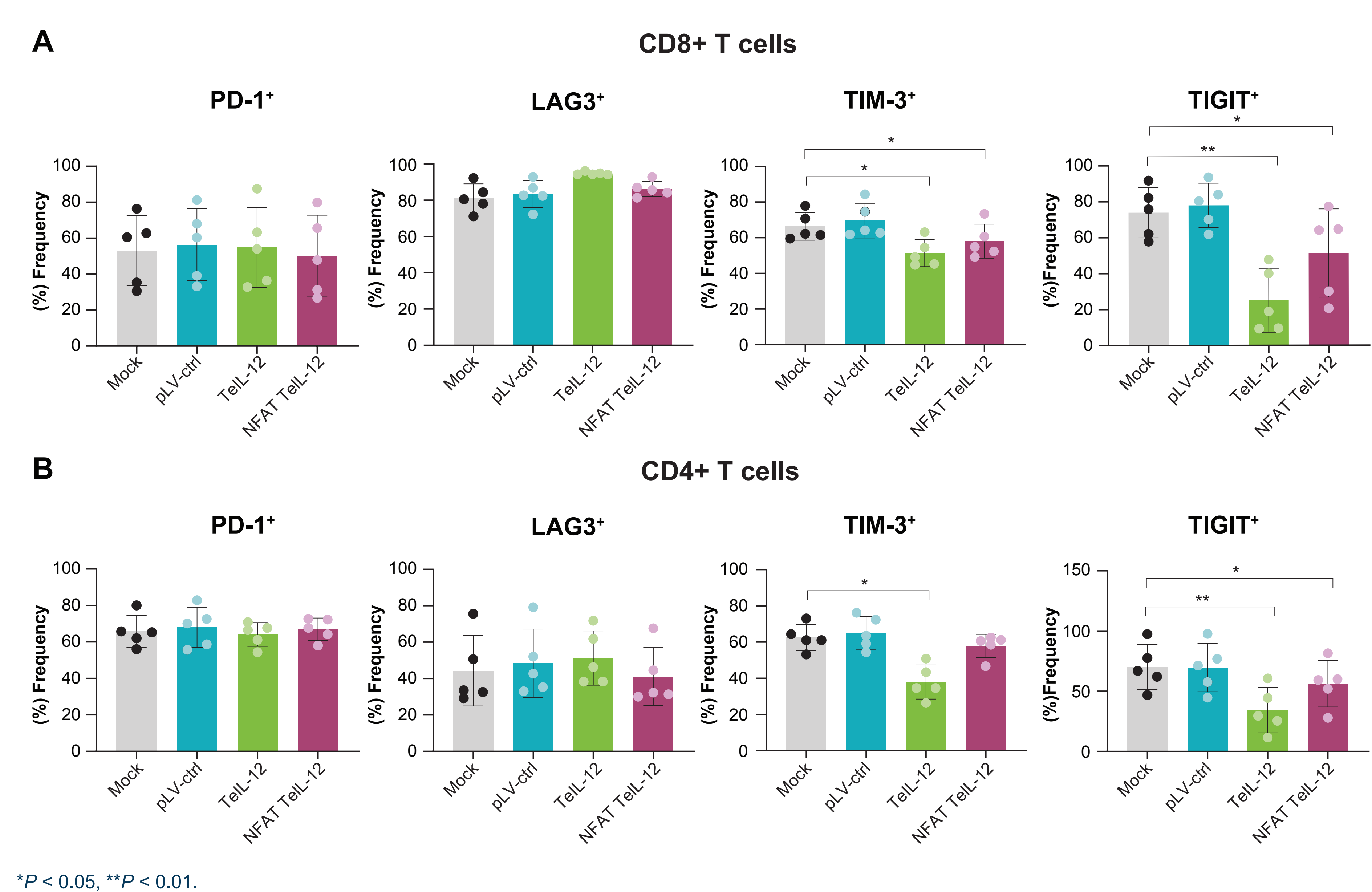


Figure 7. KILR-THP-1 assay shows enhanced cytotoxic activity of TelL-12/NFAT-TelL-12 TIL

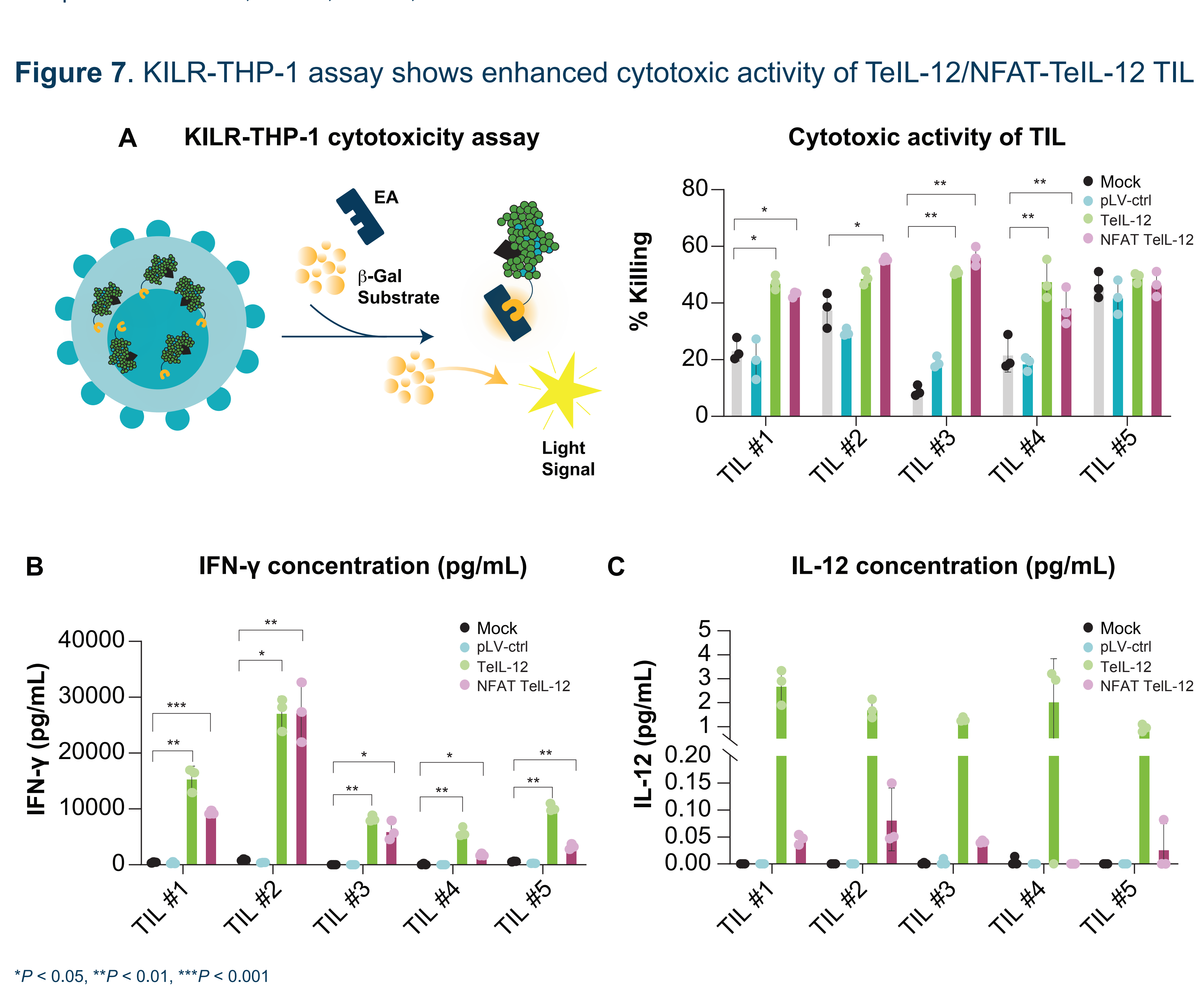


Figure 8. xCELLigence assay shows enhanced cytotoxic activity of TelL-12/NFAT-TelL-12 TIL

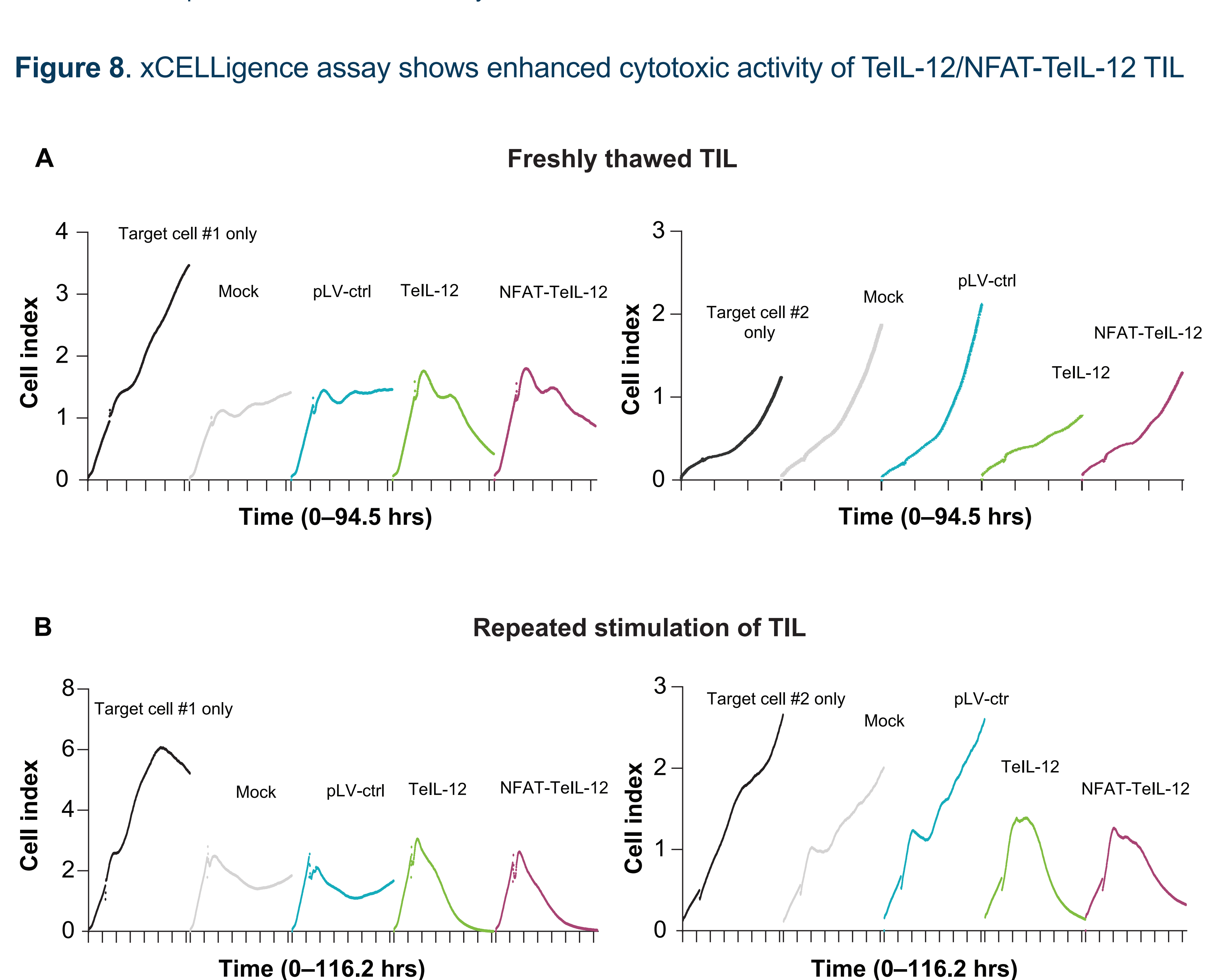


Figure 9. TelL-12/NFAT-TelL-12 TIL tend to be less differentiated than mock TIL with increased expression of CD62L in CD8+ T cells

Conclusions

- Both TelL-12 and NFAT-TelL-12 show superior *in vitro* cytotoxic activity with pronounced IFN- γ production; superior anti-tumor cytotoxicity was maintained after repeated TransACT stimulation
- Both TelL-12 and NFAT-TelL-12 show a favorable T cell phenotype with increased expression of CD62L and decreased expression of TIM-3 and TIGIT
- TelL-12 shows a good safety profile with minimal shedding of IL-12; however, NFAT-TelL-12 demonstrates the potential for a better safety profile due to less shedding of IL-12 relative to TelL-12 in co-culture systems
- Considering the systemic toxicities observed due to secreted IL-12 in a prior NFAT-IL-12 TIL trial with a TIL product manufactured using a different process⁵, a tethered IL-12 combined with a NFAT-inducible construct offers a double safety TIL design feature to ensure NFAT-TelL-12 TIL are safe in future first-in-human clinical trials
- IL-12 expression systems were successfully incorporated into the 22-day TIL manufacturing process
- Overall, the efficacy and safety data support further clinical development of NFAT-TelL-12 alone or in combination with other approaches to enhance TIL potency

References

- Chesney J, et al. *J Immunother Cancer*. 2022;10:e005755.
- Schoenfeld AJ, et al. *J Immunother Cancer*. 2021;9(suppl 2):A486. Abstract 458.
- Granhøj JS, et al. *Expert Opin Biol Ther*. 2022;22:627-41.
- Trinchieri G. *Nat Rev Immunol*. 2003;3:133-46.
- Zhang L, et al. *Clin Cancer Res*. 2015;21:2278-88.
- Zhang L, et al. *J Immunother Cancer*. 2020;8:e000210.

Abbreviations

CCR7, chemokine (C-C motif) receptor 7; ELISA, enzyme-linked immunosorbent assay; E:T, effector to target ratio; IFN- γ , interferon gamma; IL-12, interleukin 12; LAG3, lymphocyte activation gene 3; NFAT, nuclear factor of activated T cells; PMA, phorbol 12-myristate 13-acetate; PD-1, programmed cell death protein-1; REP, rapid expansion protocol; TIGIT, T-cell immunoreceptor with Ig and ITIM domains; Tcm, central memory T cells; Tem, effector memory T cells; Temra, effector memory RA T cells; TIL, tumor-infiltrating lymphocytes; TME, tumor microenvironment.

Acknowledgments

- The authors thank the patients who provided tumor tissue for this study
- This study was sponsored by Iovance Biotherapeutics, Inc. (San Carlos, CA)
- Editorial support was provided by Peloton Advantage, LLC, an OPEN Health company, and funded by Iovance

Disclosures

- Yongliang Zhang: Employment: Iovance Biotherapeutics. Stock or Stock Options: Iovance Biotherapeutics.
Nathan Gilbert: Employment: Iovance Biotherapeutics. Stock or Stock Options: Iovance Biotherapeutics.
Patrick Innamarato: Employment: Iovance Biotherapeutics. Stock or Stock Options: Iovance Biotherapeutics.
Judy Fang: Employment: Iovance Biotherapeutics. Stock or Stock Options: Iovance Biotherapeutics.
Hequn Yin: Employment: Iovance Biotherapeutics. Stock or Stock Options: Iovance Biotherapeutics.