

Trial in Progress: A Phase 3 Study (TILVANCE-301) to Assess the Efficacy and Safety of Lifileucel, an Autologous Tumor-Infiltrating Lymphocyte (TIL) Cell Therapy, in Combination with Pembrolizumab Compared with Pembrolizumab Alone in Patients with Untreated Unresectable or Metastatic Melanoma



Copies of this poster obtained through Quick Response (QR) Code are for personal use only and may not be reproduced without permission from EADO and the author of this poster

Corresponding Author: Wen Shi (wen.shi@loavance.com)

James Larkin, PhD, FRCP, F Med Sci¹; Young Hong, MD, MPH²; Sajeve Thomas, MD³; Juan Martín-Liberal, MD, PhD⁴; Andrew J.S. Furness, MRCP, PhD¹; Patrick Terheyden, MD⁵; Friedrich Graf Finckenstein, MD⁶; Xiao Wu, PhD⁶; Giri Sulur, PhD⁶; Wen Shi, MD, PhD⁶; Daniel J. Olson, MD⁷

¹The Royal Marsden NHS Foundation Trust, London, UK; ²Cooper University Hospital, Camden, NJ, USA; ³Orlando Health Cancer Institute, Orlando, FL, USA; ⁴CO L'Hospitalet – Hospital Duran i Reynals, Barcelona, Spain; ⁵University of Lübeck, Lübeck, Germany; ⁶loavance Biotherapeutics Inc, San Carlos, California, USA; ⁷University of Chicago, Chicago, Illinois, USA

Background

- ICI and targeted therapies have transformed the treatment landscape of advanced (unresectable or metastatic) melanoma; however, most patients receiving frontline ICI progress within a year¹⁻³
- Further, 40%–65% of patients have disease that is primary resistant to ICI,⁴⁻⁶ and 30%–40% of patients have secondary-resistant disease⁶⁻⁸
- Novel early-line therapies are needed to improve the rate of deep and durable responses and to increase the proportion of patients with long-term benefit
- Lifileucel, an autologous TIL cell therapy, has demonstrated potentially meaningful clinical activity in patients with advanced melanoma in the post-ICI setting⁹

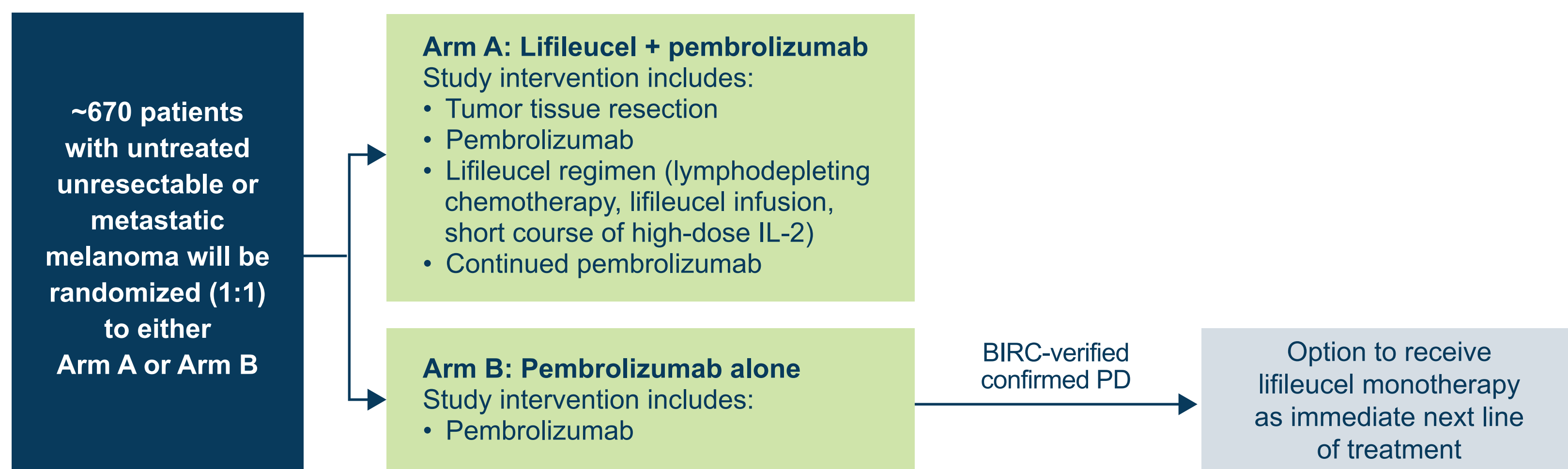
- The combination of lifileucel with pembrolizumab has the potential for enhanced antitumor activity through the addition of PD-1 blockade allowing for optimal engraftment, increased cytotoxicity, and intratumoral expansion of the infused lifileucel product
 - Continued pembrolizumab therapy after lifileucel infusion is expected to perpetuate the antitumor effect
- Earlier-line treatment with lifileucel plus pembrolizumab demonstrated encouraging efficacy in patients with ICI-naïve advanced melanoma in Cohort 1A of the Phase 2 IOV-COM-202 study^{10,11}
 - Investigator-assessed ORR of 67%
 - CR rate of 25%

TILVANCE-301 Study Overview

- TILVANCE-301** (NCT05727904) is a Phase 3, multicenter, randomized, open-label, parallel-group, treatment study to assess the efficacy and safety of lifileucel in combination with pembrolizumab compared with pembrolizumab alone in patients with untreated unresectable or metastatic melanoma (**Figure 1**)
 - ~670 patients will be randomized 1:1 to either Arm A (lifileucel plus pembrolizumab) or Arm B (pembrolizumab alone)
 - Patients randomized to Arm B who receive pembrolizumab and experience confirmed progressive disease verified by BIRC have the option to receive lifileucel monotherapy as the immediate next line of treatment

Study Design and Treatment Regimen

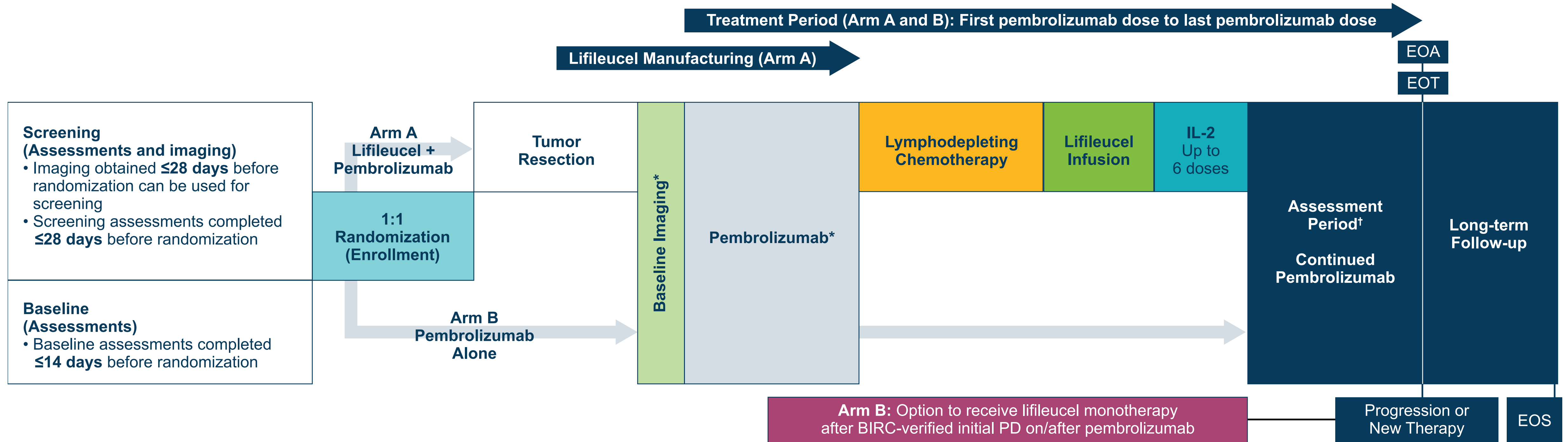
Figure 1. TILVANCE-301 Study Design



Study Endpoints

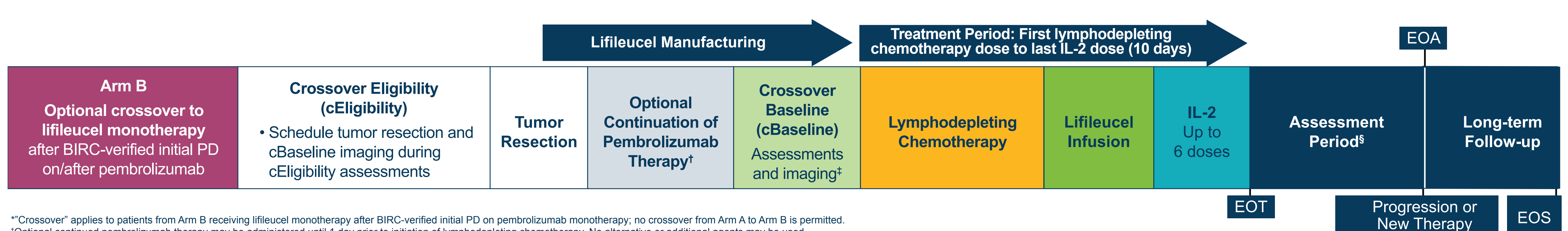
- Dual primary efficacy endpoints**
 - ORR as assessed by BIRC per RECIST v1.1
 - PFS as assessed by BIRC per RECIST v1.1
- Key secondary efficacy endpoint**
 - OS
- Additional secondary endpoints**
 - BIRC-assessed CR rate, DOR, EFS per RECIST v1.1
 - Investigator-assessed ORR, PFS, CR rate, DOR, EFS, PFS2 per RECIST v1.1
 - Safety (characterized by severity and seriousness of TEAEs, and relationship to study drug)
- The study will enroll globally

Figure 2. TILVANCE-301 Treatment Schema



*Baseline imaging will be obtained prior to pembrolizumab dose. Both treatment arms have the same schedule for pembrolizumab doses and tumor assessments, with pembrolizumab continued until PD, initiation of a new anti-cancer therapy, CR, or unacceptable toxicity; death; withdrawal of consent; or study completion.
[†]First post-treatment tumor assessment is at Week 10 +7 days before the third dose of pembrolizumab in both treatment arms. Assessments are done every 6 weeks until Month 7 ±7 days, then every 12 weeks until PD, planned initiation of a new anti-cancer therapy, unacceptable toxicity, withdrawal of consent, death, or study completion.

Figure 3. Optional Crossover* Schema for Participants in Arm B With Progression on Pembrolizumab Monotherapy



**Crossover* applies to patients from Arm B receiving lifileucel monotherapy after BIRC-verified initial PD on pembrolizumab monotherapy; no crossover from Arm A to Arm B is permitted.
[†]Optional continued pembrolizumab therapy may be administered until 1 day prior to initiation of lymphodepleting chemotherapy. No alternative or additional agents may be used.
[‡]cBaseline imaging is after tumor resection and before lymphodepleting chemotherapy initiation.
[§]First post-treatment tumor assessment will be at cWeek 6 +7 days; further assessments will be every 6 weeks until cMonth 6 ±7 days, then every 12 weeks until PD, planned initiation of a new anti-cancer therapy, CR, unacceptable toxicity, death, withdrawal of consent, or study completion.

Key Inclusion and Exclusion Criteria

Inclusion Criteria

- Histologically or pathologically confirmed diagnosis of Stage IIIC, IIID, or IV unresectable or metastatic melanoma
- Age 18–70 years
 - Patients >70 years of age may be allowed (after discussion with the medical monitor)
- ECOG PS 0 or 1 and estimated life expectancy >6 months
- ≥1 resectable lesion(s) for lifileucel generation and ≥1 remaining measurable lesion as defined by RECIST v1.1
- Adequate organ function
- Patients of childbearing potential or those with partners of childbearing potential must be willing to practice an approved method of highly effective birth control

Exclusion Criteria

- Melanoma of uveal/ocular origin
- Symptomatic untreated brain metastases
- Prior therapy for metastatic disease or >1 prior line of therapy
 - Patients with a *BRAF* V600 mutation-positive tumor who received prior adjuvant/neoadjuvant ICI therapy only
- Active medical illnesses (eg, systemic infections; seizure disorders; coagulation disorders; other active major medical illnesses of the cardiovascular, respiratory, or immune systems)
- Any form of primary or acquired immunodeficiency (eg, SCID, AIDS)
- Other primary malignancy in the last 3 years
- Allogeneic cell or organ transplant

Abbreviations

AIDS, acquired immunodeficiency syndrome; BIRC, blinded independent review committee; cBaseline, baseline for the crossover period; cEligibility, eligibility assessments and imaging for the crossover period; CR, complete response; cWeek, crossover week; DOR, duration of response; ECOG PS, Eastern Cooperative Oncology Group performance status; EFS, event-free survival; EOA, end of assessment; EOS, end of study; EOT, end of treatment; ICI, immune checkpoint inhibitor; IL-2, interleukin-2; PD, progressive disease; PD-1, programmed cell death protein 1; PFS, progression-free survival; RECIST, Response Evaluation Criteria in Solid Tumors; SCID, severe combined immunodeficiency; TEAE, treatment-emergent adverse event; TIL, tumor-infiltrating lymphocytes.

References

- Robert C, et al. *Lancet Oncol*. 2019;20(9):1239-1251.
- Wolchok JD, et al. *J Clin Oncol*. 2021;40:127-137.
- Tawbi HA, et al. *N Engl J Med*. 2022;386:24-34.
- Long GV, et al. *Clin Cancer Res*. 2021;27(19):5280-5288.
- Larkin J, et al. *N Engl J Med*. 2015;373(1):23-34.
- Moradian MJ, et al. *Oncology (Williston Park)*. 2019;33(4):141-148.
- Hamid O, et al. *Ann Oncol*. 2019;30(4):582-588.
- Wolchok JD, et al. *N Engl J Med*. 2017;377(14):1345-1356.
- Sarnaik A, et al. Presented at SITC 2022.
- O'Malley D, et al. Presented at SITC 2021.
- loavance Press Release. April 5, 2022.

Acknowledgments

- The authors would like to thank the participating patients and their families
- This study is sponsored by loavance Biotherapeutics (San Carlos, CA, USA)
- Editorial support was provided by Second City Science (Chicago, IL, USA) and funded by loavance Biotherapeutics

Disclosures

JL: Institutional research support from Bristol Myers Squibb, MSD, Novartis, Pfizer, Achilles Therapeutics, Roche, Nektar Therapeutics, Covance, Immunocore, Pharmacyclics, and Aveo; grants from Achilles Therapeutics, Bristol Myers Squibb, MSD, Nektar Therapeutics, Novartis, Pfizer, Roche, Immunocore, Aveo, and Pharmacyclics; consultancy fees from iOnctura, Apple Tree, Merck, Bristol Myers Squibb, Eisai, Debiopharm, and Incyte; speaker fees from Pierre Fabre, Bristol Myers Squibb, Ipsen, Roche, EUSA Pharma, Novartis, Aptitude, AstraZeneca, GSK, Eisai, Calithera, Ultimovacs, Seagen, Merck, eCancer, Insel Gruppe, Pfizer, Goldman Sachs, and MSD; and honoraria from Eisai, Novartis, Incyte, Merck, touchIME, touchEXPERTS, Pfizer, Royal College of Physicians, Cambridge Healthcare Research, Royal College of General Practitioners, VJ Oncology, Agence Unik, and Bristol Myers Squibb
 YH: Consulting or advisory role with loavance Biotherapeutics and Castle Biosciences
 ST: Consulting or advisory role with Foundation One; speaker's bureau of Merck, Bristol Myers Squibb, Novartis, Amgen, Ipsen, Pfizer, and Genentech; travel, accommodations, expenses from Merck, Bristol Myers Squibb, Novartis, Amgen, Ipsen, Pfizer, and Genentech
 JML: Consulting or advisory role with Novartis, Roche, Bristol Myers Squibb, Pierre Fabre, Sanofi, and Highlight Therapeutics; speaker's bureau of Novartis, Roche, MSD, Pfizer, Bristol Myers Squibb, Astellas Pharma, Pierre Fabre, and Sanofi; travel, accommodations, and expenses from Novartis, Roche, MSD, Pfizer, Bristol Myers Squibb, Ipsen, and Pierre Fabre; and research funding from Sanofi
 AJSF: Payment or honoraria for lectures, presentations, speaker's bureaus, manuscript writing or educational events from Bristol Myers Squibb, Eisai, Ipsen, Merck, and Pfizer; support for attending meetings and/or travel from ESMO; patents planned, issued or pending: WO2019008375A1 (co-inventor of methods for identifying responders to cancer treatment); and Data Safety Monitoring Board/Advisory Board of GSK, Immunocore, Leucid Bio, and Neogen
 PT: Consulting fees from Almirall, Bristol Myers Squibb, Novartis, Pierre Fabre, Merck, Serono, Sanofi, Roche, and Kyowa Kirin; payment or honoraria for lectures, presentations, speaker's bureaus, manuscript writing or educational events from Almirall, Bristol Myers Squibb, Novartis, Pierre Fabre, Merck, Serono, Sanofi, Roche, Kyowa Kirin, Biofrontera, and 4SC AG; support for attending meetings and/or travel from Bristol Myers Squibb and Pierre Fabre
 FGF, XW, GS, and WS: Employees of loavance Biotherapeutics holding stock and/or stock options
 DJO: Site PI on sponsored studies testing therapies in PD-1 refractory melanoma including Immunocore IMC-F1063, Inhibrx INRBRX 106, Instil Bio Delta 1 and Delta 2, and Astellas DGK-inhibitor study for advanced melanoma; planned advisory board with loavance Biotherapeutics; research funding from loavance Biotherapeutics; and consulting fees from GLG Group and Alpha Insights